



Tammy Foster  
BUSINESS LAW

## BC Survey - Results 2023 Fall II (8 week II), BUSINESS LAW

Dear Instructor,

Below are the 2023 Fall II (8 week II) survey results for "BUSINESS LAW".

The overall indicator is listed first.

The second part of the analysis lists the average values of all individual questions.

Comments are listed at the report's end.

If you have any further questions, please reach out to a member of PIER.

Best regards,

Robert Wood  
Assistant Research Analyst  
Brazosport College  
500 College Drive  
Lake Jackson, TX 77566  
(979)-230-3189  
robert.wood@brazosport.edu

Tammy Foster  
2023 Fall II (8 week II)  
BUSINESS LAW (BUSI2301 40232E)  
No. of responses = 1

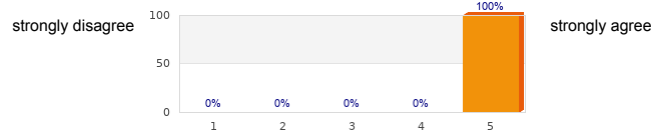


## Survey Results

### 3. Level of Agreeance:

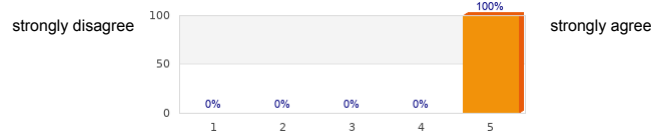
3.1) Instructions for course activities and assignments were clear.	strongly disagree	<p>Bar chart showing 100% agreement at level 5. The x-axis represents levels 1 to 5, and the y-axis represents percentage from 0 to 100. Level 5 is the only bar, reaching 100%.</p>	strongly agree	n=1 av.=5 md=5 dev.=0
3.2) The workload in this course was well distributed throughout the term.	strongly disagree	<p>Bar chart showing 100% agreement at level 5. The x-axis represents levels 1 to 5, and the y-axis represents percentage from 0 to 100. Level 5 is the only bar, reaching 100%.</p>	strongly agree	n=1 av.=5 md=5 dev.=0
3.3) The course was delivered as outlined in the syllabus.	strongly disagree	<p>Bar chart showing 100% agreement at level 5. The x-axis represents levels 1 to 5, and the y-axis represents percentage from 0 to 100. Level 5 is the only bar, reaching 100%.</p>	strongly agree	n=1 av.=5 md=5 dev.=0
3.4) Assessments/exams were based on material covered in assignments, readings, lectures, videos, group activities, etc.	strongly disagree	<p>Bar chart showing 100% agreement at level 5. The x-axis represents levels 1 to 5, and the y-axis represents percentage from 0 to 100. Level 5 is the only bar, reaching 100%.</p>	strongly agree	n=1 av.=5 md=5 dev.=0
3.5) The instructor made learning relevant to my field of study, career, or degree.	strongly disagree	<p>Bar chart showing 100% agreement at level 5. The x-axis represents levels 1 to 5, and the y-axis represents percentage from 0 to 100. Level 5 is the only bar, reaching 100%.</p>	strongly agree	n=1 av.=5 md=5 dev.=0
3.6) The instructor used a variety of instructional methods (examples: group discussions, student presentations, student activities, lab activities, online discussions, video assignments, case studies, etc.)	strongly disagree	<p>Bar chart showing 100% agreement at level 5. The x-axis represents levels 1 to 5, and the y-axis represents percentage from 0 to 100. Level 5 is the only bar, reaching 100%.</p>	strongly agree	n=1 av.=5 md=5 dev.=0
3.7) The instructor provided timely feedback on my assignments.	strongly disagree	<p>Bar chart showing 100% agreement at level 5. The x-axis represents levels 1 to 5, and the y-axis represents percentage from 0 to 100. Level 5 is the only bar, reaching 100%.</p>	strongly agree	n=1 av.=5 md=5 dev.=0
3.8) The instructor exhibited professional behavior, treated students respectfully, and used appropriate language during class.	strongly disagree	<p>Bar chart showing 100% agreement at level 5. The x-axis represents levels 1 to 5, and the y-axis represents percentage from 0 to 100. Level 5 is the only bar, reaching 100%.</p>	strongly agree	n=1 av.=5 md=5 dev.=0

3.9) The instructor provided grades within the stated timeframe.



n=1  
av.=5  
md=5  
dev.=0

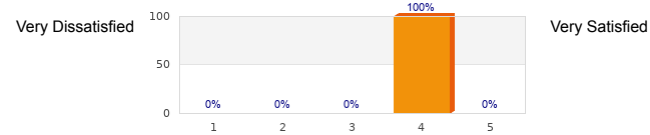
3.10) The instructor was accessible to answer questions and explain material outside of class according to office hours.



n=1  
av.=5  
md=5  
dev.=0

#### 4. Overall Satisfaction With This Course:

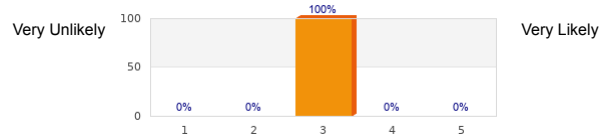
4.1) Please rate your overall satisfaction with the learning experience in this course.



n=1  
av.=4  
md=4  
dev.=0

#### 5. Course Recommendation:


5.1) How likely are you to recommend this course with this instructor to a friend?



n=1  
av.=3  
md=3  
dev.=0

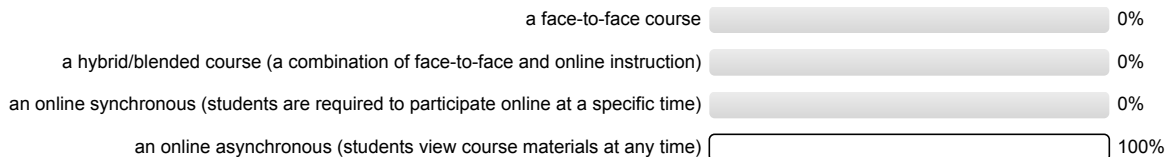
#### 7. Student Demographics:

7.1) How many credits have you completed toward your degree or certificate?




n=1

7.2) This course is instructed as:




n=1

7.3) This term I am currently enrolled in:



n=1

7.4) My current major is:



7.5) I am currently a high school student taking college courses.



## Comments Report

---

### 6. Open Response:

6.1) What are the strengths of this course?

- Assignments and instructions were very well structured.

6.2) What changes would you recommend that would improve this course?

- N/A

6.3) Any further, constructive comments?

- No.